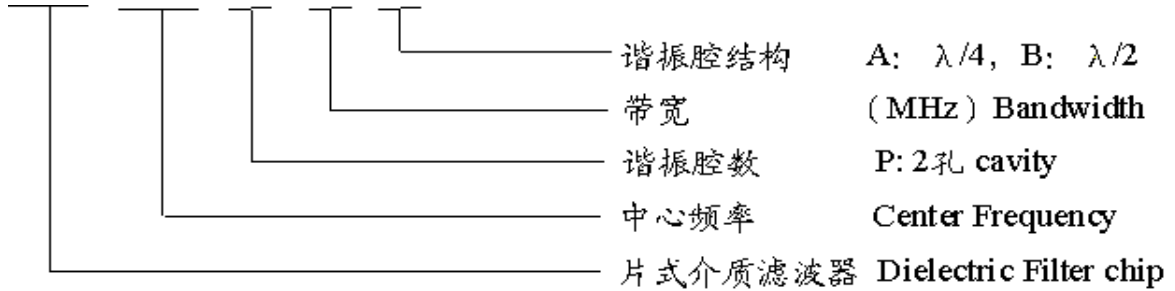
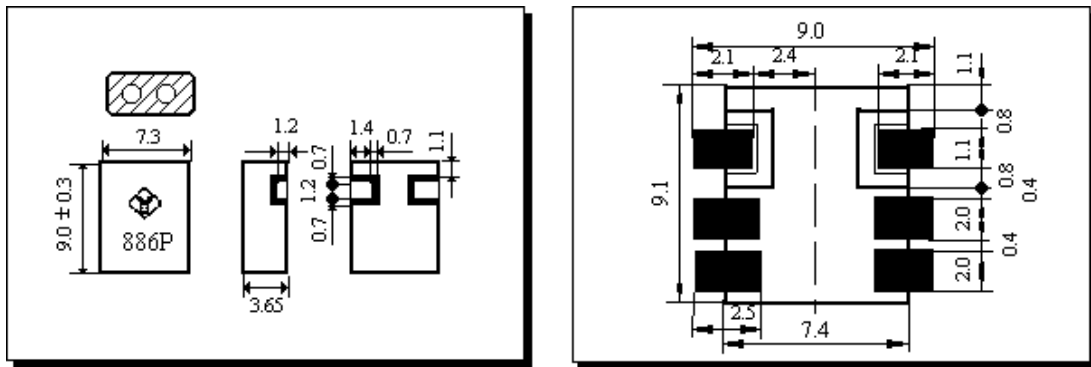


● 型号 Part Number

DFC 886 P 02 A



● 外型尺寸 Dimension Unit mm



● 结构及材料 Structure and Material

表 1

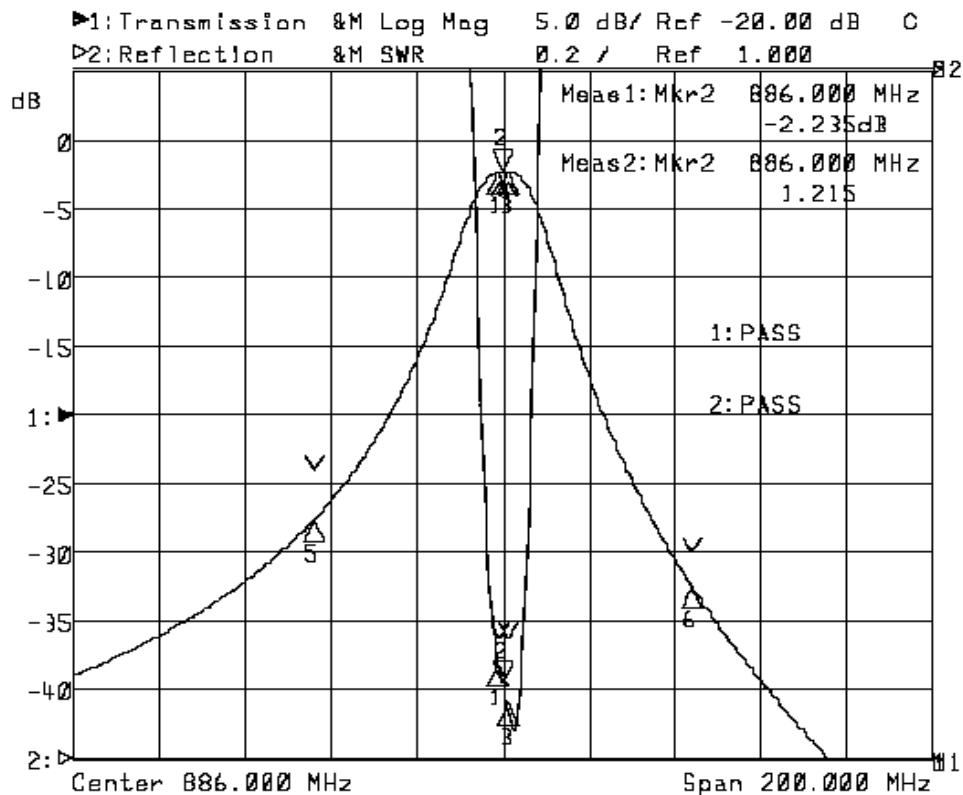
No.	Part Name	名称	Structure and material	结构及材料
4.1	Resonator	谐振体	Dielectric material	介质材料
4.2	Number of pole	电极数	2 pole	2 个电极
4.3	In/output Terminals	输入输出端子	Ag Plated	镀银
4.4	Ground Base	接地面	Ag Plated	镀银

● 电气性能 Electrical Characteristics

表 2

No.	Item (项目)	Specifications (特性)	Post Environmental Tolerance (环境试验后允许附加误差)
5.1	Center frequency 中心频率( $f_0$ )	886.00 MHz	$\pm 1.5$ MHz
5.2	Insertion loss 插入损耗	$\leq 3.0$ dB	$\pm 0.5$ dB
5.3	Band width 通带宽度	$f_0 \pm 1.0$ MHz	$\pm 0.5$ MHz
5.4	Ripple (in BW) 通带波动	0.5 dB Max.	$\pm 0.5$ dB
5.5	V.S.W.R (in BW) 驻波比	2.0 Max.	$\pm 0.5$
5.6	Attenuation (Absolute value) 阻带衰减 (绝对值)	$\geq 30$ ( $f_0 + 44$ MHz) $\geq 24$ ( $f_0 - 44$ MHz)	$\pm 2$ dB
5.7	Permissible Input power (Max) 允许最大输入功率	1 Watt	---
5.8	In/output impedance 输入/输出阻抗	50 $\Omega$	---

● 特性曲线 Characteristic curve



- **环境试验 Environmental specifications**

经环境试验后允许比起始读数偏差见表 2

Post Environmental Tolerance (Refer to the table 2)

基准条件: 温度范围 Temperature range	25 - /+3 °C
相对湿度范围 Relative Humidity range	55~75%RH
工作温度 Operating Temperature range	-10 °C ~+70 °C
贮藏温度 Storage Temperature range	-25 °C ~+85 °C

- **耐湿热特性 Moisture Proof**

在温度为 40-/+2 °C, 相对湿度 90~95% 的恒温湿箱中放置 96 小时, 在常温中恢复 1~2 小时后测试, 符合表 5.1~5.6 规定.

The device should satisfy the electrical characteristics specified in paragraph 5.1~5.6 after exposed to the temperature 40-/+2 °C and the relative humidity 90~95% RH for 96 hours and 1~2 hours recovery time under normal condition.

- **耐振动 Vibration Resist**

在振动频率为 10~55Hz 振幅为 1.5mm 沿 X.Y.Z 方向各振动 2 小时后测试符合表 5.1~5.6 规定.

The device should satisfy the electrical characteristics specified in paragraph 5.1~5.6 after applied to the vibration of 10 to 55Hz with amplitude of 1.5mm for 2 hours each in X, Y and Z directions.

- **耐跌落冲击 Drop Shock**

在 30cm 高度处按 X, Y, Z 三个面分别自由跌落在木制地板上共 3 次后测试符合表 5.1~5.6 规定.

The device should satisfy the electrical characteristics specified in paragraph 5.1~5.6 after dropping onto the hard wooden board from the height of 30cm for 3 times each facet of the 3 dimensions of the device.

- **高温特性 High Temperature Endurance**

在温度为 80-/+5 °C 的恒温箱中放置 24-/+2 小时, 在常温中恢复 1~2 小时后测试. 符合表 5.1~5.6 规定.

The device should satisfy the electrical characteristics specified in paragraph 5.1~5.6 after exposed to temperature 80-/+5 °C for 24-/+2 hours and 1~2 hours recovery time under normal temperature.

- **低温特性 Low Temperature Endurance**

在温度为 -25 °C-/+3 °C 低温箱中放置 24-/+2 小时后恢复 1~2 小时测试符合表 5.1~5.6 规定.

The device should also satisfy the electrical characteristics specified in paragraph 5.1~5.6 after exposed to the temperature -25 °C-/+3 °C for 24-/+2 hours and to 2 hours recovery time under normal temperature.

● 温度循环 Temperature Cycle Test

在-25℃温度中保持 30 分钟，再在+85℃温度中保持 30 分钟，共循环 5 次后在常温中恢复 1~2 小时后测试符合表 5.1~5.6 规定。

The device should also satisfy the electrical characteristics specified in paragraph 5.1~5.6 after exposed to the low temperature -25℃ and high temperature +85℃ for 30-/+2 min each by 5 cycles and 1 to 2 hours recovery time under normal temperature.

● 耐焊接热 Solder Heat Proof

能承受经 120~150℃的温度预热 60 秒后，在 260℃ +10℃ 的焊锡浸 10-/+0.5 秒。

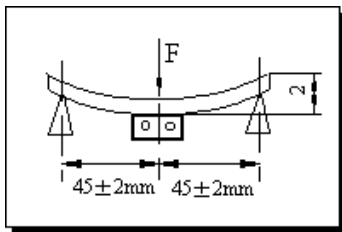
The device should be satisfied after preheating at 120℃ ~150℃ for 60 seconds and dipping in soldering Sn at 260℃ +10℃ for 10-/+0.5 seconds.

● 结合力试验 Tensile Strength of Terminal

在产品电极端子上或表面上应能承受 1kg 垂直拉力 10-/+1 秒。

The device should not be broken after tensile force of 1.0kg is slowly applied to pull a lead pin of the fixed device in the lead axis direction for 10-/+1 seconds.

● 耐弯曲试验 Bending Resist Test



将产品按图焊在 1.6-/+0.2mm 的 PCB 板中间 由箭头方向施力: 1mm/S, 弯曲距离: 2mm, 保持 5-/+1S, 产品金属层无脱落。

Weld the product to the center part of the PCB with the thickness 1.6-/+0.2mm as the illustration shows,

and keep exerting force arrow-ward on it at speed of : 1mm/S , and hold for 5-/+1S at the position of 2mm bending distance , so far , any peeling off of the product metal coating should not be detected .

● 回流焊温度 Reflow Soldering Standard Condision

