

FYL-25A9SGW1B-CC

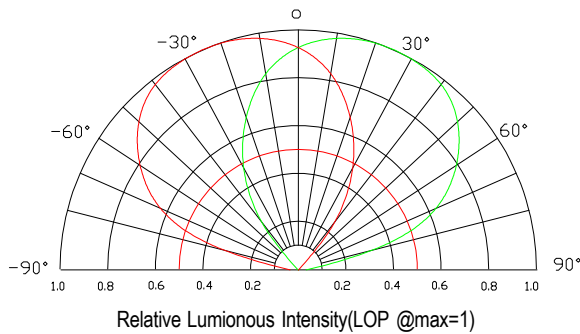
Features:

- General purpose leads
- RoHs compliant.

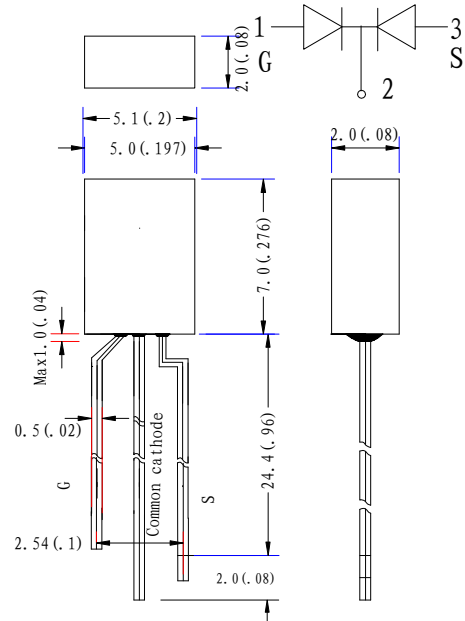
Descriptions:

- Dice material S: GaAsP
G:GaP
- Emitting Color S: Red
G: Yellow Green
- Device Outline: $\Phi 2 * 5\text{mm}$ Square Type.
- Lens Type: White diffused.

Radiation pattern.



Package configuration



- ◆ All dimensions are millimeters (inches)
- ◆ Tolerance is $\pm 0.25\text{mm}$ (.010") unless otherwise noted.

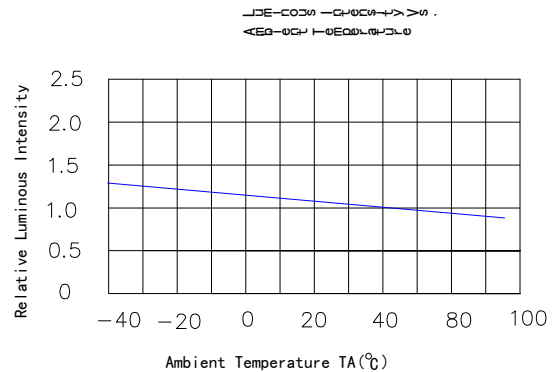
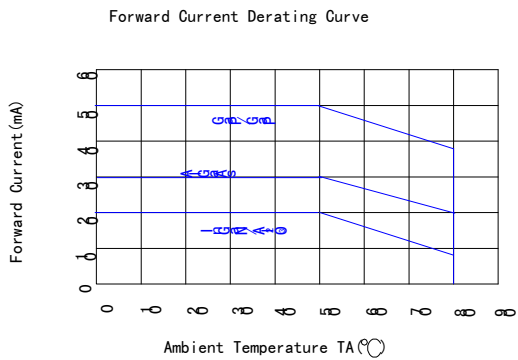
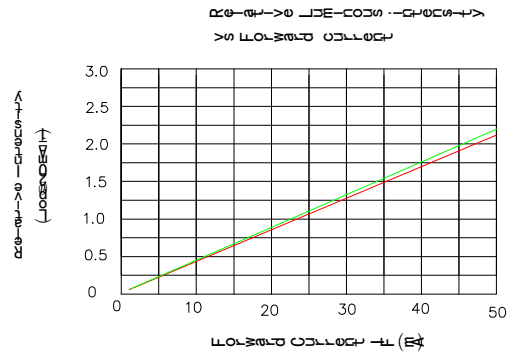
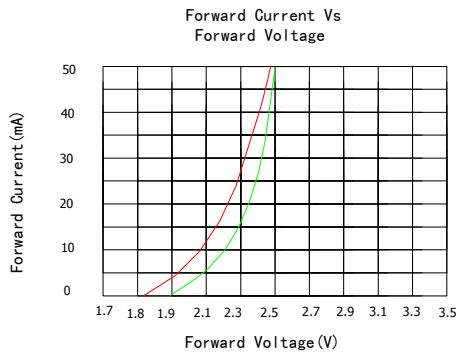
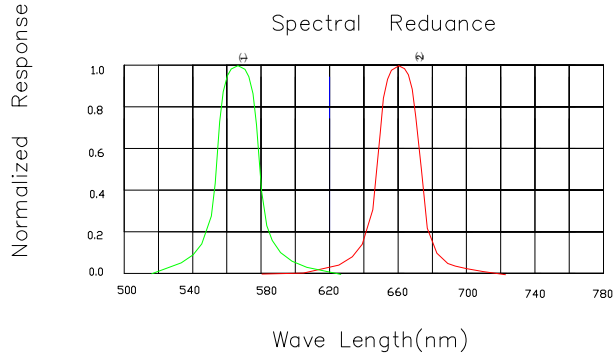
Absolute maximum ratings ($T_a = 25^\circ\text{C}$)

Parameter	MAX.		Unit
Power Dissipation	E	80	mW
	G	80	
Peak Forward Current (1/10 Duty Cycle, 0.1ms Pulse Width)	100		mA
Continuous Forward Current	30		mA
Derating Linear From 50°C	0.4		mA/ $^\circ\text{C}$
Reverse Voltage	5		V
Operating Temperature Range	-30 $^\circ\text{C}$ to +80 $^\circ\text{C}$		
Storage Temperature Range	-40 $^\circ\text{C}$ to +100 $^\circ\text{C}$		
Lead Soldering Temperature [4mm (.157") From Body]	260 $^\circ\text{C}$ for 5 Seconds		

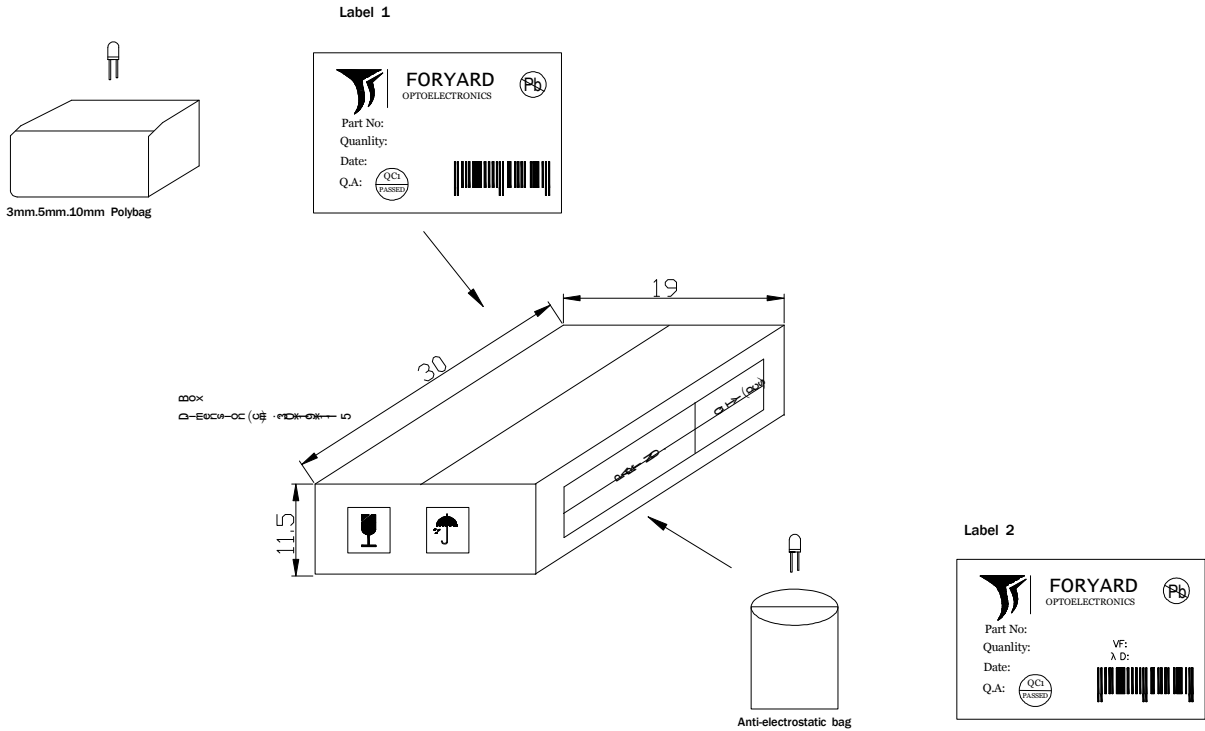
Electrical and optical characteristics(Ta=25 °c)

Parameter	Symbol	Min.	Typ.	Max.	Unit	Test Condition
Luminous Intensity	I _v	S	-	15	-	mcd
		G	-	15	-	
Viewing Angle	2θ _{1/2}	S	90	100	110	Deg
		G	90	100	110	
Peak Emission Wavelength	λ _p	S	-	660	-	nm
		G	563	568	573	
Dominant Wavelength	λ _d	S	-	640	-	nm
		G	567	572	577	
Spectral Line Half-Width	Δλ	S	10	15	20	nm
		G	15	20	25	
Forward Voltage	V _F	S	1.8	2.2	2.5	V
		G	1.8	2.3	2.5	
Reverse Current	I _R		-	10	μA	V _R =5V


Typical Electrical Characteristics Curves (25 °c Ambient Temperature Unless Otherwise Noted)



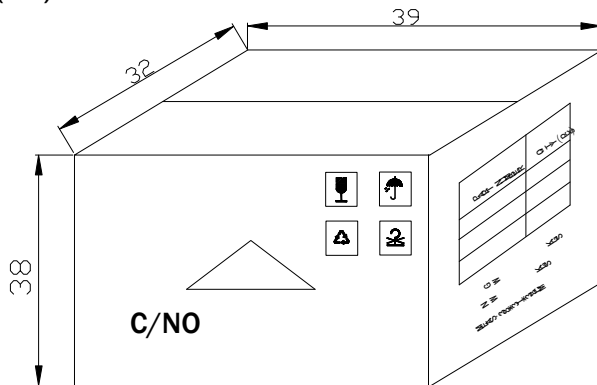
LAMP PACKING.



DEVICE	QTY/polybag(pcs)	Polybag/box A	Fig
5mm(T-1 3/4)	1000	8 bags	Label 1
3mm(T-1)	1000	10 bags	Label 1
10mm(T-1)	250	8 bags	Label 1
Blue/Green/White	500pcs	8 bags	Label 2



CARTON
Dimension(cm):39*32*38



6 Boxes/Carton
5mm:48,000pcs
3mm:60,000pcs
10mm:12,000pcs
Blue/Pure Green/bluish Green
/White:24,000pcs