

FYL-3004GD1L

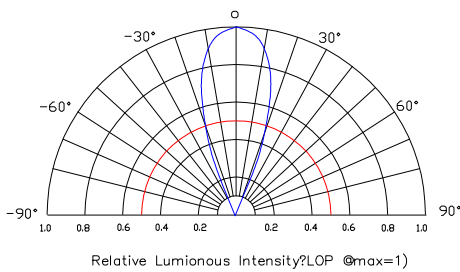
Features:

- General purpose leads
- RoHs compliant.

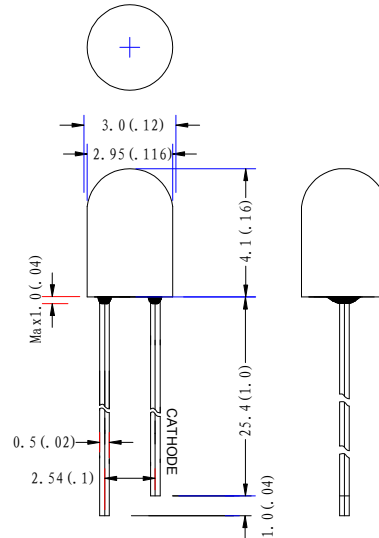
Descriptions:

- Dice material: GaP
- Emitting Color: Yellow Green
- Device Outline: $\Phi 3\text{mm}$ Round Type.
- Lens Type: Green diffused.

Radiation pattern.



Package configuration



- ◆ All dimensions are millimeters (inches)
- ◆ Tolerance is $\pm 0.25\text{mm}$ (.010") unless otherwise noted.

Absolute maximum ratings($T_a=25^\circ\text{C}$)

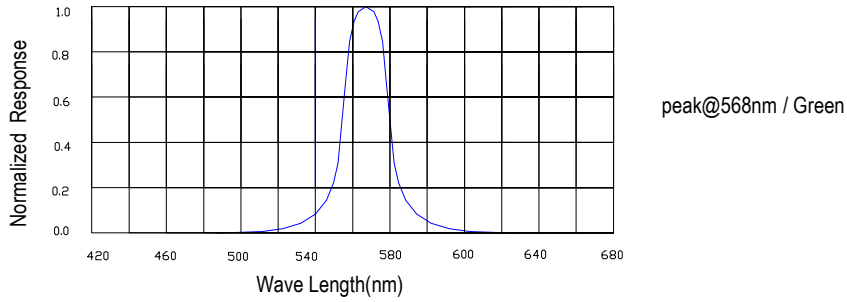
Parameter	MAX.	Unit
Power Dissipation	50	mW
Peak Forward Current (1/10 Duty Cycle, 0.1ms Pulse Width)	100	mA
Continuous Forward Current	50	mA
Derating Linear From 50°C	0.4	mA/ $^\circ\text{C}$
Reverse Voltage	5	V
Operating Temperature Range	-30°C to $+80^\circ\text{C}$	
Storage Temperature Range	-40°C to $+100^\circ\text{C}$	
Lead Soldering Temperature[4mm(.157") From Body]	260 $^\circ\text{C}$ for 5 Seconds	

Electrical and optical characteristics($T_a=25^\circ\text{C}$)

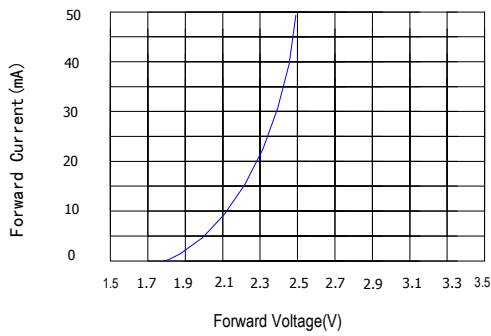
Parameter	Symbol	Min.	Typ.	Max.	Unit	Test Condition
Luminous Intensity	I_v	-	30	-	mcd	$I_F=20\text{mA}$
Viewing Angle	$2\theta_{1/2}$	35	40	45	Deg	
Peak Emission Wavelength	λ_p	563	568	573	nm	
Dominate Wavelength	λ_d	565	570	575	nm	
Spectral Line Half-Width	$\Delta\lambda$	15	20	25	nm	
Forward Voltage	V_F	1.8	2.2	2.5	V	
Reverse Current	I_R			10	μA	$V_R=5\text{V}$

Typical Electrical Characteristics Curves (25 °c Ambient Temperature Unless Otherwise Noted)

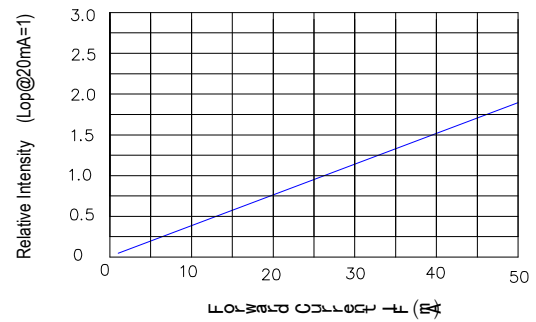
Spectral Reduance



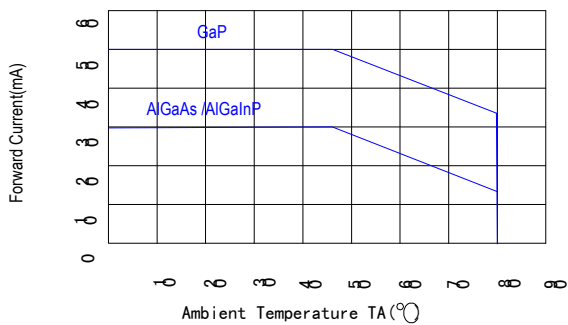
Forward Current Vs Forward Voltage



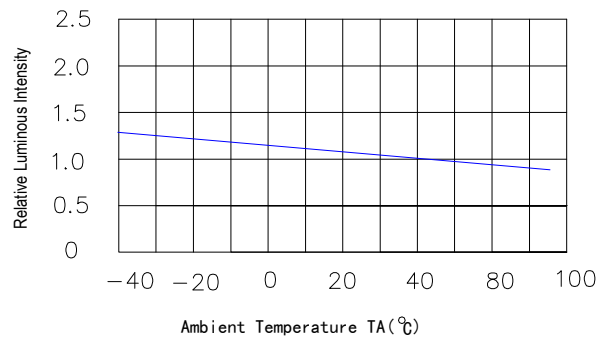
Relative Luminous intensity vs Forward current



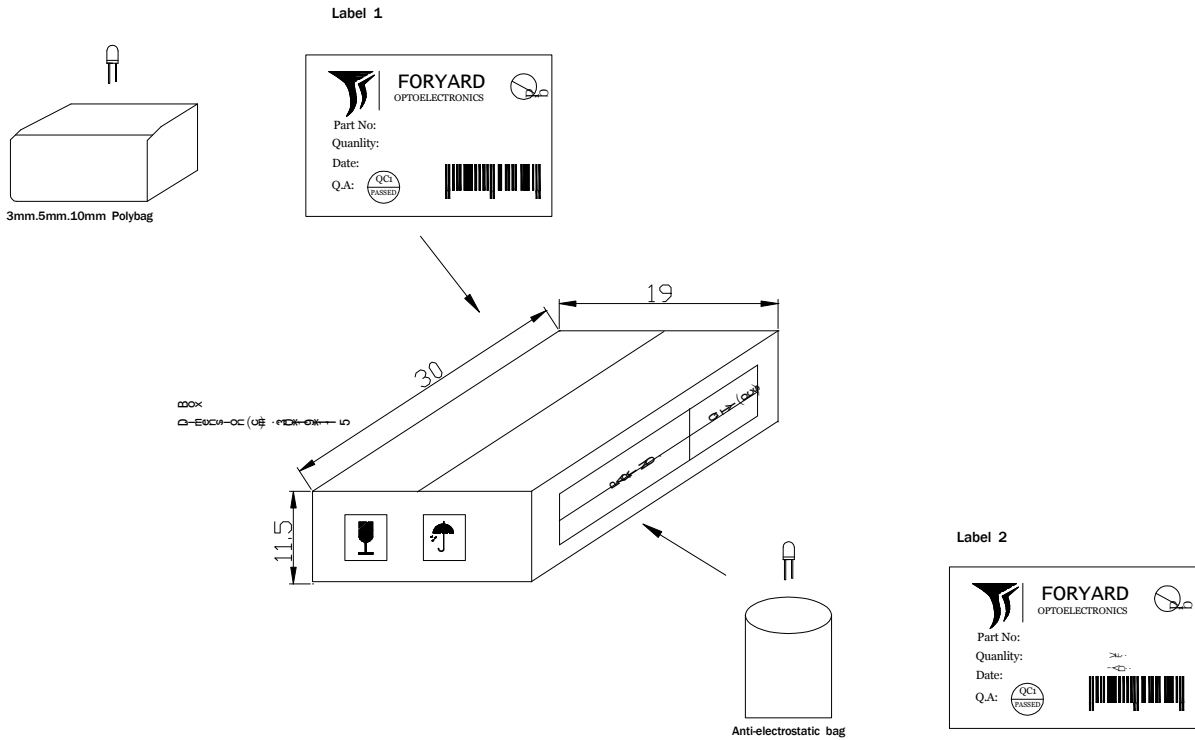
Forward Current Derating Curve



Luminous Intensity Vs Ambient Temperature

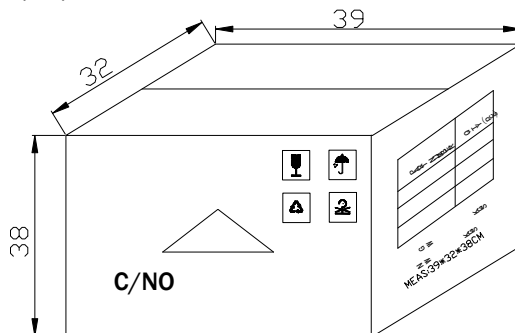


LAMP PACKING.



DEVICE	QTY/polybag(pcs)	Polybag/box A	Fig
5mm(T-1 3/4)	1000	8 bags	Label 1
3mm(T-1)	1000	10 bags	Label 1
10mm(T-1)	250	8 bags	Label 1
Blue/Green/White	500	8 bags	Label 2

CARTON
Dimension(cm):39*32*38



6 Boxes/Carton
5mm:48,000pcs
3mm:60,000pcs
10mm:12,000pcs
Blue/Pure Green/bluish Green
/White:24,000pcs