

## FYLF-1130RGBC

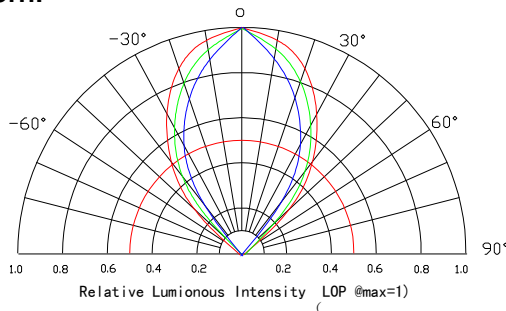
### Features:

- High intensity
- General purpose leads
- RoHs compliant.

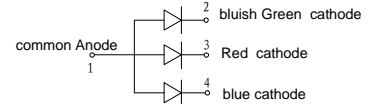
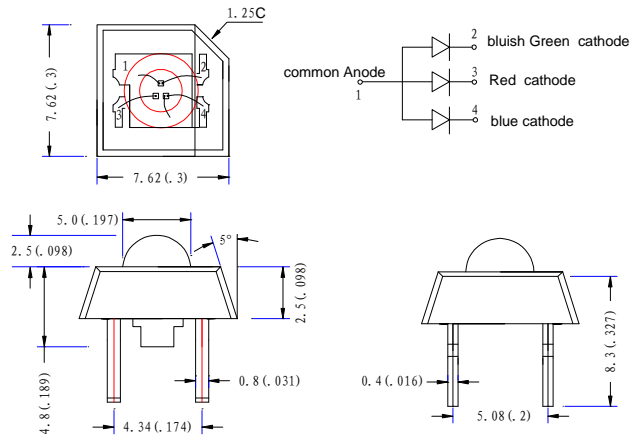
### Descriptions:

- Dice material: R: AlGaAs  
G: InGaN  
B: InGaN
- Emitting Color R: Bright Red  
G: Bluish Green  
B: Blue
- Lens Type: water clear.

### Radiation pattern.



### Package configuration



- ◆ All dimensions are millimeters (inches)
- ◆ Tolerance is  $\pm 0.25\text{mm}(.010\text{'})$  unless otherwise noted.

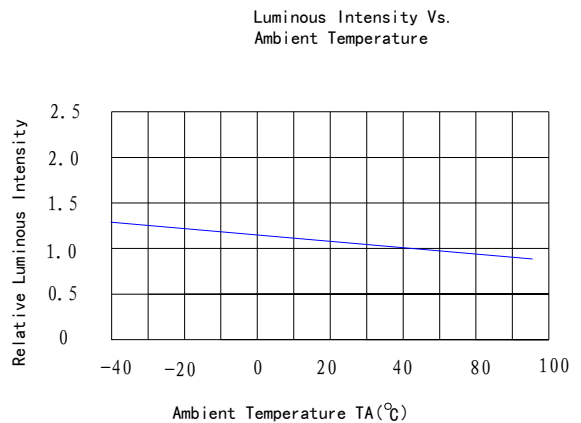
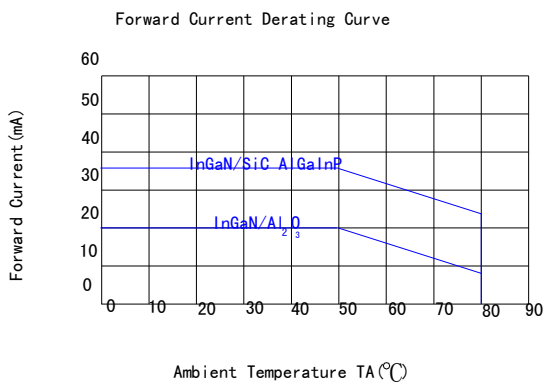
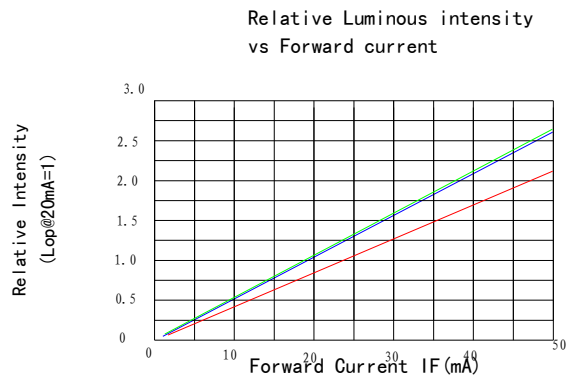
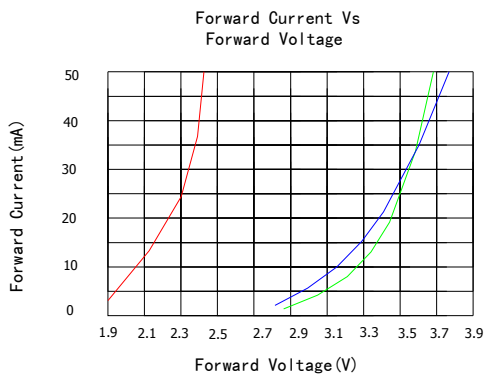
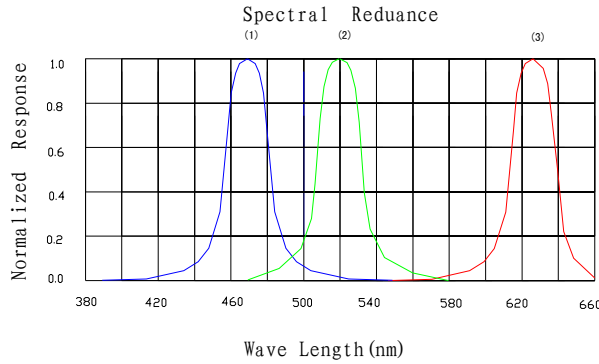
### Absolute maximum ratings ( $T_a = 25^\circ\text{C}$ )

Parameter	MAX.	Unit
Power Dissipation	R 50	mW
	G 70	
	B 70	
Peak Forward Current (1/10 Duty Cycle, 0.1ms Pulse Width)	100	
Continuous Forward Current	R 35	mA
	G 20	
	B 20	
Derating Linear From $50^\circ\text{C}$	0.4	$\text{mA}/^\circ\text{C}$
Reverse Voltage	5	V
Electrostatic Discharge (ESD)	150	V
Operating Temperature Range	$-30^\circ\text{C}$ to $+80^\circ\text{C}$	
Storage Temperature Range	$-40^\circ\text{C}$ to $+100^\circ\text{C}$	
Lead Soldering Temperature [4mm (.157") From Body]	260°C for 5 Seconds	


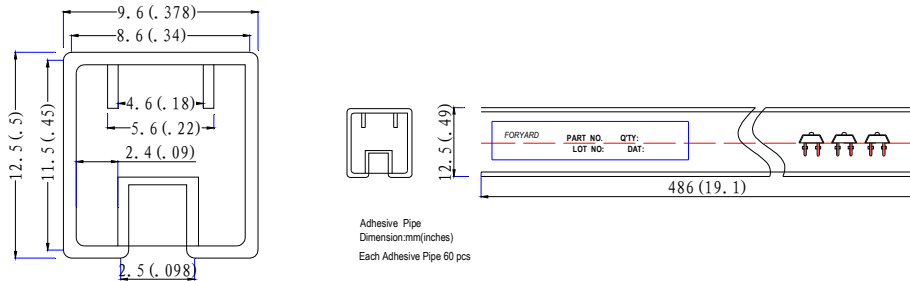
**Electrical and optical characteristics(Ta=25 °c)**

Parameter	Symbol	Min.	Typ.	Max.	Unit	Test Condition	
Luminous Intensity	I <sub>v</sub>	R	–	200	–	mcd	I <sub>F</sub> =20mA
		G	–	400	–		
		B	–	300	–		
Viewing Angle	2θ <sub>1/2</sub>	R	70	80	90	Deg	I <sub>F</sub> =20mA
		G	65	75	80		
		B	60	65	70		
Peak Emission Wavelength	λ <sub>p</sub>	R	623	628	633	nm	I <sub>F</sub> =20mA
		G	515	520	525		
		B	465	470	475		
Dominant Wavelength	λ <sub>d</sub>	R	620	625	630	nm	I <sub>F</sub> =20mA
		G	518	523	528		
		B	463	468	473		
Spectral Line Half-Width	Δλ	R	15	20	25	nm	I <sub>F</sub> =20mA
		G	30	35	40		
		B	25	30	35		
Forward Voltage	V <sub>F</sub>	R	1.6	2.0	2.4	V	I <sub>F</sub> =20mA
		G	2.8	3.2	3.6		
		B	2.8	3.2	3.6		
Reverse Current	I <sub>R</sub>			50	μA	V <sub>R</sub> =5V	

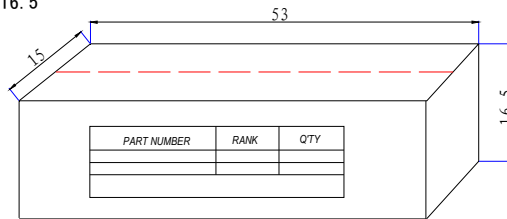
## Typical Electrical Characteristics Curves (25 °c Ambient Temperature Unless Otherwise Noted)




## Flux LEDs PACKING.



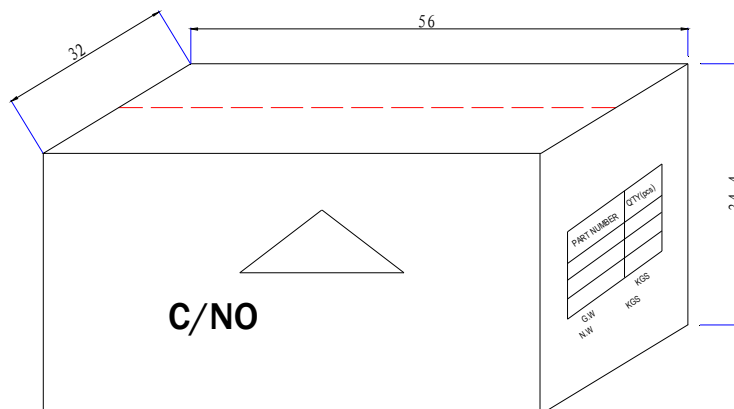
Box  
Dimension (cm) : 53\*15\*16.5



Each box/carotn 10,000pcs



CARTON  
Dimension(cm):56\*32\*34.4



4 Boxes/Carton  
Total :40,000pcs