

FYLS - 5050UWC

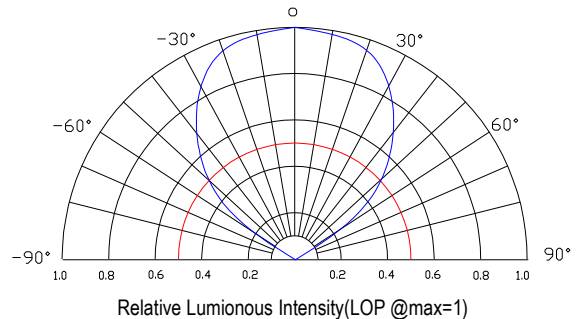
Radiation pattern.

Features:

- Compatible with automatic placement equipment
- Compatible with reflow solder process.

Applications:

- Automotive-Telecommunication
- Indicators
- LCD Back-lights
- Illuminations



Descriptions:

- Dice material: InGaN.
- Emitting Color: White
- Lens Color: Yellow Diffused.

Absolute maximum ratings(Ta=25 °c)

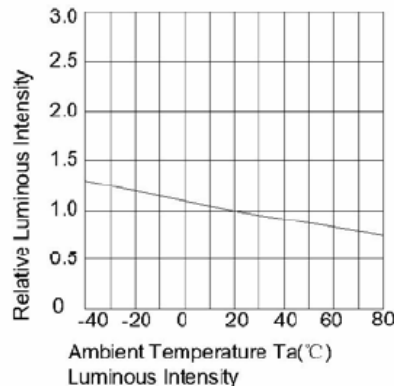
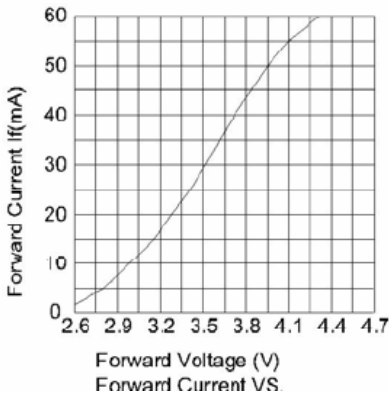
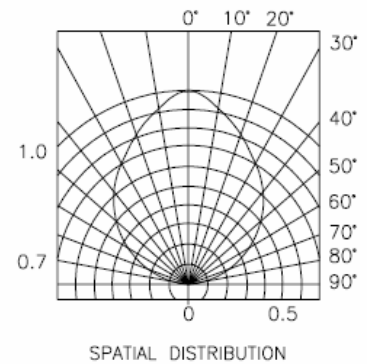
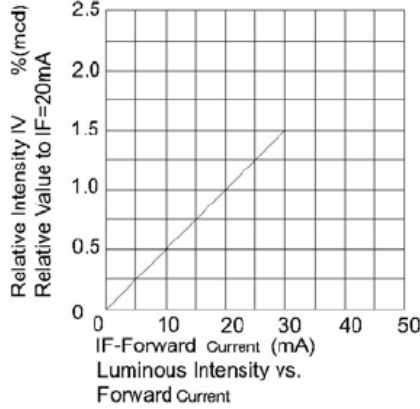
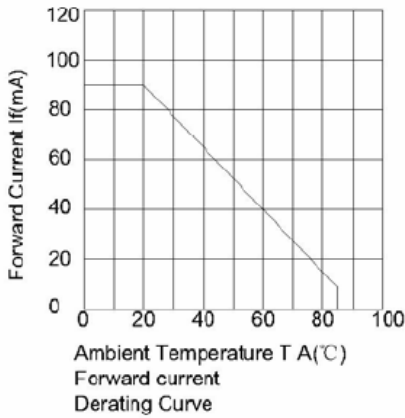
Parameter	MAX.	Unit
Power Dissipation	315	mW
Peak Forward Current (1/10 Duty Cycle, 0.1ms Pulse)	90	mA
Continuous Forward Current	300	mA
Derating Linear From 25°C	0.4	mA/°C
Operating Temperature Range	-30°C to +80°C	
Storage Temperature Range	-40°C to +100°C	
Lead Soldering Temperature[4mm(.157") From Body]	260°C for 5 Seconds	

Electrical and optical characteristics(Ta=25 °c)

Parameter	Symbol	Min.	Typ.	Max.	Unit	Test Condition
Luminous Intensity	IV	-	3050	-	mcd	IF=60mA
Viewing Angle	2θ1/2	-	100	-	Deg	IF=60mA
Chromaticity coordinate	x		0.30			IF=60mA
	y		0.31			
Forward Voltage	VF	3.0	3.2	-	V	IF=60mA
Reverse Current	IR			5	μA	VR=5V

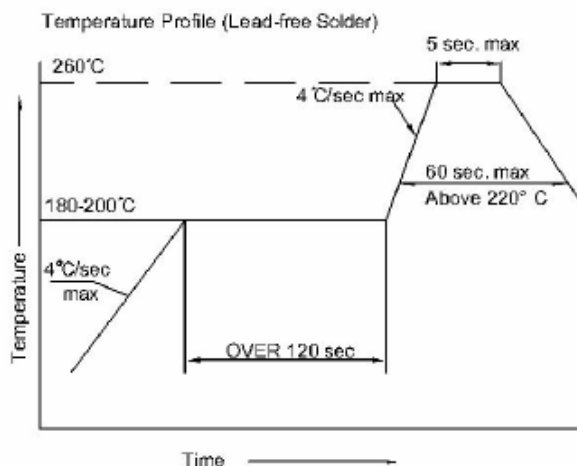
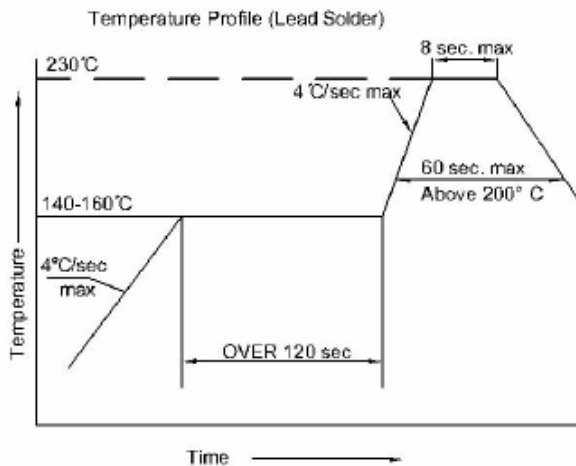
Typical Electrical Characteristics Curves

(25 °c Ambient Temperature Unless Otherwise Noted)



SMT Reflow Soldering Instructions

Number of reflow process shall be less than 2 times and cooling process to normal temperature is required between first and second soldering process.



◆ **Packing and Shipping Spec.**

