

Фотоэлектрические переключатели

Features

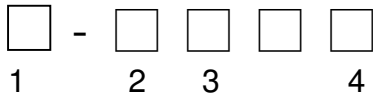
- Diameter M18 x1mm
- Supply voltage 12-30 VDC
- Short circuit protected
- Conforming to IP66
- Fast response



Specifications

Light Source	Infrared LED (940nm)
Detector	Photo-transistor
Operating Indicator	Red LED, Light when output energized
Sealing	Conforming to IP66(IEC)
Extraneous Light Immunity	300 Lux 3000
Housing Materials	Plastic Housing : ABS resin Metal Housing : Brass Plastic Nut : PBT Metal Nut : Brass Lens : Polycarbonate or PMMA
Ambient Humidity	35-85% RH
Storage Temperature	-30°C to +70°C (-22°F to 158°F)
Cable Length	2m(6.5' Three Conductor Cable
Weight	About 120g (4.3 oz.) for plastic Housing

Product Selection



1.Type

WE	DC, Plastic, housing
WM	DC, Metal housing 0.5ms response time
WA	AC, Plastic housing
WR	DC, Metal housing

3. Output types

2	Universal
3	NPN open collector
4	PNP open collector
5	SCR, AC three wire
6	SCR, AC two wire






2.Sensitivity & detection distance

T	Thru-Beam.
M	Retro-Reflective.
RXA	Diffuse Reflective.
RXB	Diffuse Reflective.
U	Background Suppression

4.Complimentary outputs

L	Light on
D	Dark on

Фотоэлектрические переключатели

Model item	Type	WM Series DC Type			WA Series DC Type		
		Detecting distance	NPN Output	PNP Output	Detecting distance	AC 3 Wires	AC 2 Wires
 Thru-Beam		10M	WM-T3AD	WM-T4AD	10M	WA-T5AD	WA-T6AD
 Retro-Reflective		2.4M	WM-M3D WM-M3L	WM-M4D WM-M4L	2M	WA-M5D WA-M5L	WA-M6D WA-M6L
 Diffuse Reflective		200mm	WM-R3AL	WM-R4AL	200mm	WA-R5AL	WA-R6AL
 Diffuse Reflective		80mm	WM-R3BL	WM-R4BL	80mm	WA-R5BL	WA-R6BL
 Background Suppression		45mm	WM-U3L	WM-U4L	45mm	WA-U5L	WA-U6L

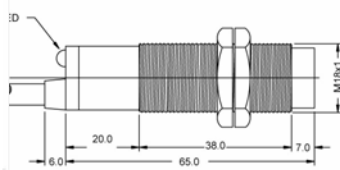
GENERAL SPECIFICATION

Operating Voltage	12-30 VDC
Operating Principle	Thru-Beam
Response Time	10ms
Power-on Reset Time	30ms
Max. Load Current	200mA
Sealing	Conforming to IP66(IEC)
Housing Material	Brass. Ni plated
Cable Length	2 meter
	1. Output short circuit

Model Item	Output Circuit	NPN Open Coll.	PNP Open Coll.
Detecting Distance			
20M		WR-T3D	WR-T4D
30M		WR-T3AD	WR-T4AD

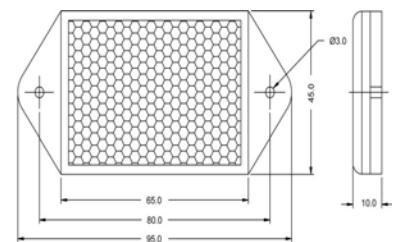
DIMENSIONS

WE Series DC Type Plastic
WM Series DC Type metal



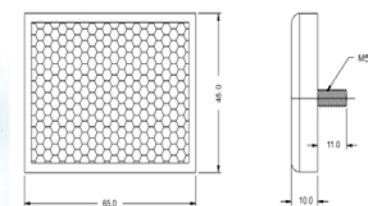
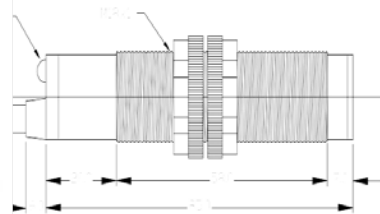
REFLECTOR

PR-272W

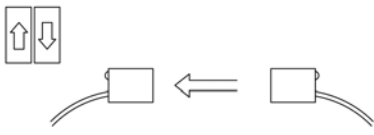
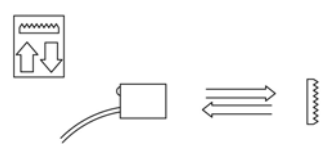


WA Series AC Type WA Type

PR-272S



Фотоэлектрические переключатели

Operating Principle	Thru-Beam	Retro-Reflective		
				
Feature	<ul style="list-style-type: none"> ● Long range detection ● Small object detectable ● 1.2 ms response time 	<ul style="list-style-type: none"> ● One-side wiring ● Easy to align ● Fast response 		
Detecting Distance	0-5 meter	0-2 meter(*1)		
Detecting Capability	>8mm dia. opaque	>10-40mm dia. Opaque(*2)		
Hysteresis	N/N	N/A		
Mode of Operation	Dark ON	Dark ON		
Max. Switching Rate (Response time)	400 Hz (1.2 ms)	250 Hz (2 ms)		
Power-on Reset Time	20 ms	20 ms		
Operating Voltage	12-30 VDC			
Current Consumption	20 mA(receiver) 25 mA(transmitter)	25 mA		
Circuit Protection	<ol style="list-style-type: none"> 1. Output short circuit 2. Reverse polarity of supply voltage 			
Max. Load Current	120 mA			
Output Residue Voltage	Less than 1.5V (at load current = 120 mA)			
Output Circuit	NPN	PNP	NPN	PNP
Model Item*4	WE-T3AD	WE-T4AD	WE-M3D	WE-M4D

Note : *1 with reflector PR-272S or PR-272W, active area $A_r = 2240\text{mm}^2$.

*2 refer to SENSING PERFORMANCE.

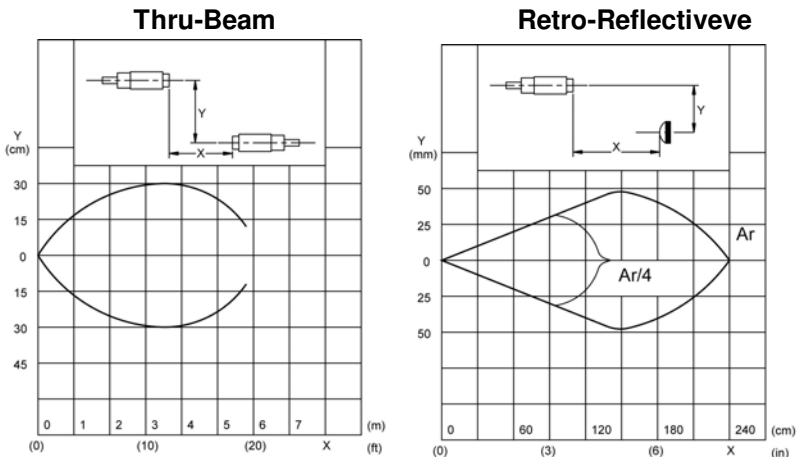
SENSING PERFORMANCE

Measured Curve

- With 50mm x 50mm White paper.
- With 100mm x 100mm White paper

Non-detectable Region

- For 200mm x 200mm White paper.
- With 100mm x 100mm



Фотоэлектрические переключатели

For aluminum foil.Diffuse		Diffuse Reflective		Background Suppression	
<ul style="list-style-type: none"> ● Transparent material detection possible ● Easy to use ● Fast response 		<ul style="list-style-type: none"> ● For restricted area applications ● Max sensitivity range at 15-40 mm (*3) 		<ul style="list-style-type: none"> ● Background reflections heavily suppressed ● Max sensitivity range at 18-22 mm (*3) 	
0-200 mm(*2)		0-80 mm (*2)		10-30 mm (*2)	
See SENSING PERFORMANCE(measured curve & non-detectable region)					
20%		N/N		N/A	
Light ON		Light ON		Light ON	
250 Hz (2ms)		250Hz (2ms)		250 Hz (2 ms)	
20 ms		20 ms		20 ms	
12-30 VDC					
25 mA		25 mA		25 mA	
120 mA					
Less than 1.5V (at load current = 120 mA)					
NPN	PNP	NPN	PNP	NPN	PNP
WE-R3AL	WE-R4AL	WE-R3BL	WE-R4BL	WE-U3L	WE-U4L

Note : *3 max. sensitivity range is measured with 50mm x 50mm black paper.

*4 WE series : DC type , plastic housing; WM series : DC type , metal housing; WA series : AC type , plastic housing.

SENSING PERFORMANCE

