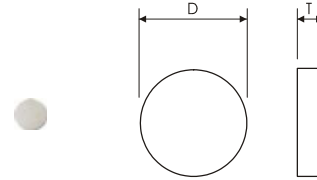


Characteristics

1. MZ21 series is in disc form, MZ23 series is pin coated part, MZ25 series is pin form without coating
2. Satisfy ITU-T K20 K21 requirement.
 - Surge current (10/700 μ s)
 - Induction voltage (600V,1A,0.2S)
 - Power line contact (230V,15min.)
3. Operates continuously in 110/230V_{AC} (high resistance state)
4. Narrow resistance tolerance (resistance matching)
5. Long stability
6. Quick response.
7. Do not need to be reset after protection.

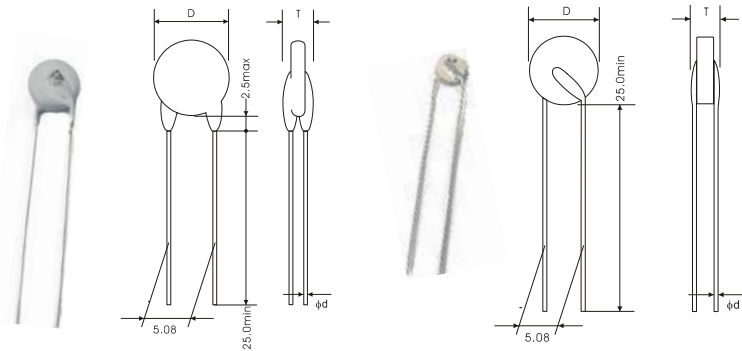


MZ21 series

Application

1. Main distribution frame (MDF)
2. Telecom equipment
3. Telephone

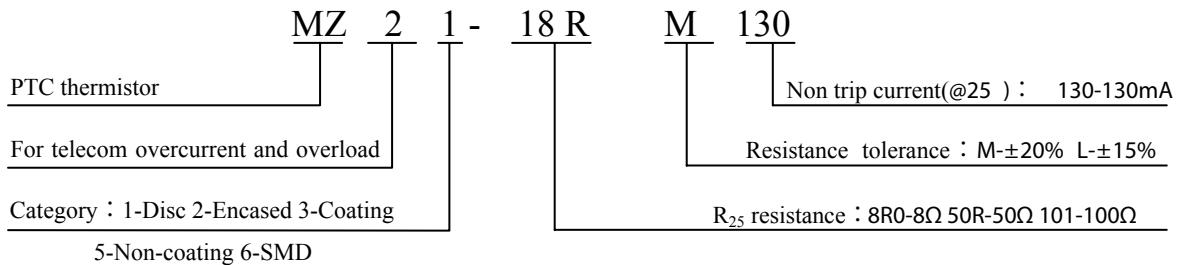
Dimension (Unit : mm)



MZ23 series

MZ25 series

Part number explanation



Data Sheet

Part number	Resistance R ₂₅ (Ω) \pm 20%	Non-trip current I _{nt} (mA)		Tripcurrent I _t (mA)	Tripping time at max. current t (Sec)	Max. current I _{max} (A)	Max. voltage V _{max} (V)	Dimension (mm)		
		@25	@40					D _{max}	T _{max}	Φ d
MZ21-18RM110	18	110	90	220	<0.15	3	250	5.5	1.5	/
MZ21-18RM125	18	125	110	250	<0.18	3	250	5.5	2.0	/
MZ21-18RM130	18	130	110	260	<0.18	3	250	6.2	2.0	/
MZ21-20RM085	20	85	70	170	<0.18	3	250	6.2	2.0	/
MZ21-18RM135	18	135	110	270	<0.2	3	250	6.6	2.0	/
MZ21-10RM150	10	150	130	350	<4.0	1	230	6.6	1.5	/
MZ25-25RM055	25	55	45	110	<0.4	1	230	5.3	4.0	0.6
MZ25-25RM060	25	60	50	120	<0.4	1	230	5.3	4.0	0.6
MZ25-25RM085	25	85	75	170	<0.7	1	230	5.3	4.0	0.6



MZ25-20RM145	20	145	100	250	<0.2	3	250	6.6	40	0.6	
MZ25-10RM130	10	130	110	260	<4.0	1	230	6.6	40	0.6	
MZ25-10RM150	10	150	135	300	<7.0	1	230	8.2	40	0.6	
MZ25-18RM125	18	125	110	250	<1.0	1	230	5.5	40	0.6	
MZ23-18RM135	18	135	110	270	<0.2	3	250	7.5	45	0.6	
MZ23-18RM110	18	110	90	220	<0.2	3	250	9.0	45	0.6	
MZ23-20RM100	20	100	80	200	<0.2	3	250	9.0	45	0.6	
MZ23-25RM090	25	90	70	180	<0.2	3	250	9.0	45	0.6	

- Notes : 1. R₂₅ resistance tolerance and resistance matching can be selected upon customer's requirement.
2. Packing can be selected upon customer's requirement.