

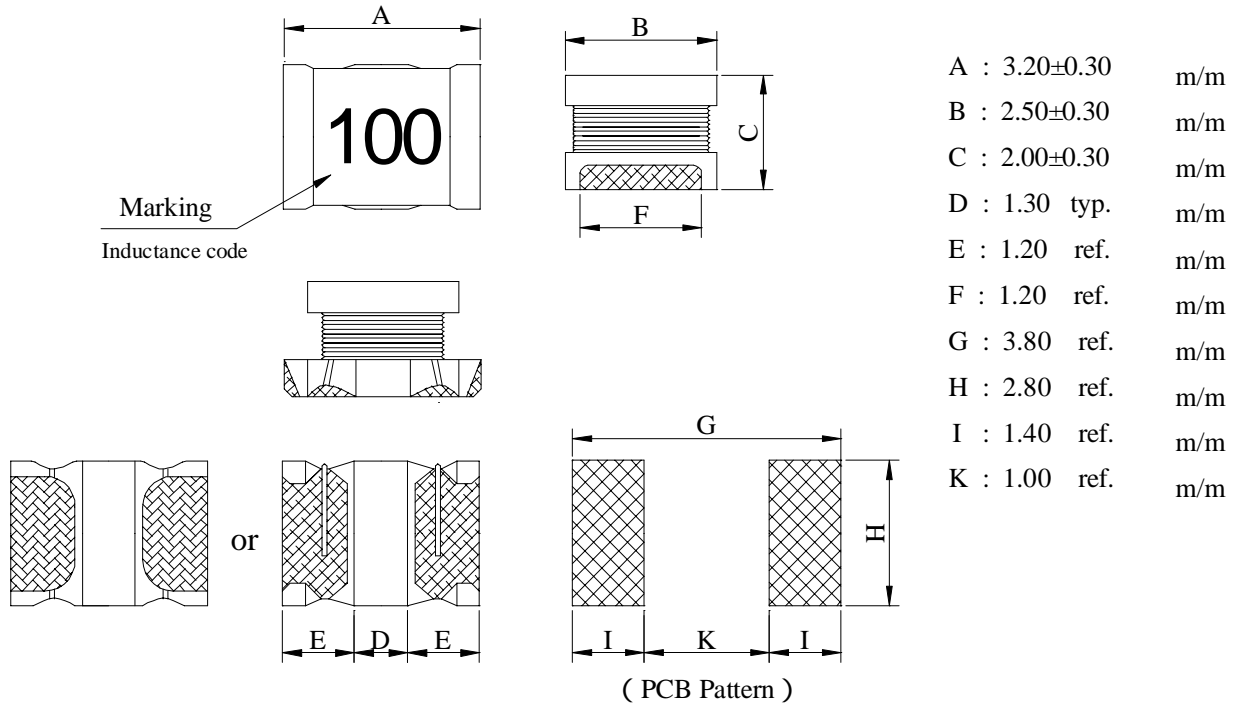
# SPECIFICATION FOR APPROVAL

REF :

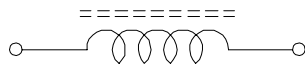
PAGE: 1

PROD. NAME	SMD POWER INDUCTOR	ABC'S DWG NO.	SQ3225□□□□L□-□□□
		ABC'S ITEM NO.	

**. MECHANICAL DIMENSIONS :**

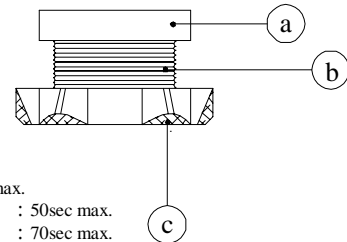


**. SCHEMATIC DIAGRAM :**



**. MATERIALS LIST :**

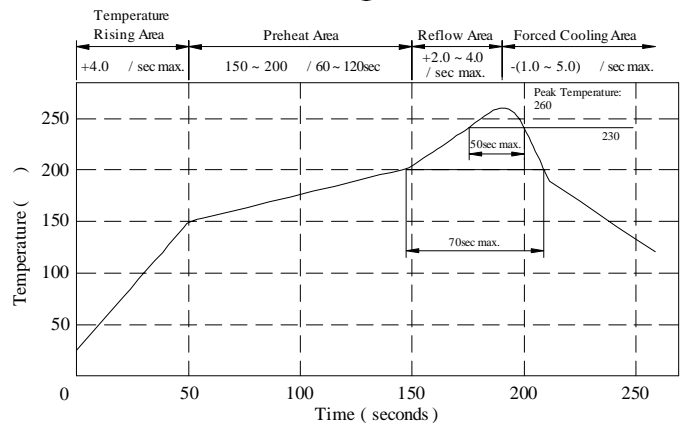
- a . Core : Ferrite core
- b . Wire : Enamelled copper wire (class F)
- c . Terminal : Ag/Ni/Sn
- d . Remark : Products comply with RoHS' requirements



Peak Temp : 260 max.  
 Max time above 230 : 50sec max.  
 Max time above 200 : 70sec max.

**. GENERAL SPECIFICATION :**

- a . Temp. rise : 20 max.
- b . Storage temp. : -40 ----+125
- c . Operating temp. : -25 ----+105
- d . Rated current (Irms) :  
Current cause inductance drop within 10%
- e . Resistance to solder heat : 260 .10 secs.



AE-001A

# SPECIFICATION FOR APPROVAL

REF :

PAGE: 2

PROD. NAME	SMD POWER INDUCTOR	ABC'S DWG NO.	SQ3225□□□□L□-□□□
		ABC'S ITEM NO.	

**. ELECTRICAL CHARACTERISTICS :**

DWG No.	Inductance (μH)	Q ref.	Test Freq (Hz)		SRF (MHz) min.	RDC (Ω) max.	Irms 1 (mA)max. T=20	Irms 2 (mA)max. T=40
			L	Q				
SQ32251R0ML□-□□□	1.00 ±20%	20	1M	1M	100.0	0.10	600	750
SQ32251R2ML□-□□□	1.20 ±20%	20	1M	1M	100.0	0.12	580	720
SQ32251R5ML□-□□□	1.50 ±20%	20	1M	1M	75.0	0.13	560	660
SQ32251R8ML□-□□□	1.80 ±20%	20	1M	1M	60.0	0.14	520	640
SQ32252R2ML□-□□□	2.20 ±20%	20	1M	1M	50.0	0.15	480	620
SQ32252R7ML□-□□□	2.70 ±20%	20	1M	1M	43.0	0.18	430	600
SQ32253R3ML□-□□□	3.30 ±20%	20	1M	1M	38.0	0.20	400	580
SQ32253R9ML□-□□□	3.90 ±20%	20	1M	1M	35.0	0.25	360	540
SQ32254R7ML□-□□□	4.70 ±20%	20	1M	1M	31.0	0.28	330	490
SQ32255R6ML□-□□□	5.60 ±20%	20	1M	1M	28.0	0.36	300	440
SQ32256R8ML□-□□□	6.80 ±20%	20	1M	1M	25.0	0.40	280	420
SQ32258R2ML□-□□□	8.20 ±20%	20	1M	1M	23.0	0.45	260	390
SQ3225100KL□-□□□	10.00 ±10%	35	1M	1M	20.0	0.65	220	320
SQ3225120KL□-□□□	12.00 ±10%	35	1M	1M	18.0	0.70	200	290
SQ3225150KL□-□□□	15.00 ±10%	35	1M	1M	16.0	1.00	180	270
SQ3225180KL□-□□□	18.00 ±10%	35	1M	1M	15.0	1.10	170	240
SQ3225220KL□-□□□	22.00 ±10%	35	1M	1M	14.0	1.30	155	220
SQ3225270KL□-□□□	27.00 ±10%	35	1M	1M	13.0	1.60	130	165
SQ3225330KL□-□□□	33.00 ±10%	40	1M	1M	12.0	1.85	120	160
SQ3225390KL□-□□□	39.00 ±10%	40	1M	1M	11.0	2.00	115	152
SQ3225470KL□-□□□	47.00 ±10%	40	1M	1M	11.0	3.00	110	146
SQ3225560KL□-□□□	56.00 ±10%	40	1M	1M	10.0	3.20	105	138
SQ3225680KL□-□□□	68.00 ±10%	35	1M	1M	9.0	3.80	96	130
SQ3225820KL□-□□□	82.00 ±10%	35	1M	1M	8.5	5.60	85	105
SQ3225101KL□-□□□	100.00 ±10%	40	1M	796K	8.0	6.50	80	100
SQ3225121KL□-□□□	120.00 ±10%	40	1M	796K	7.5	7.00	75	95
SQ3225151KL□-□□□	150.00 ±10%	40	1M	796K	7.0	9.20	70	86
SQ3225181KL□-□□□	180.00 ±10%	40	1M	796K	6.0	10.20	65	80
SQ3225221KL□-□□□	220.00 ±10%	40	1M	796K	5.5	11.80	65	75
SQ3225271KL□-□□□	270.00 ±10%	40	1M	796K	5.0	14.80	60	70
SQ3225331KL□-□□□	330.00 ±10%	40	1M	796K	5.0	16.50	55	65
SQ3225391KL□-□□□	390.00 ±10%	46	1M	796K	5.0	22.00	50	60
SQ3225471KL□-□□□	470.00 ±10%	46	1K	796K	5.0	25.00	45	55
SQ3225561KL□-□□□	560.00 ±10%	46	1K	796K	5.0	28.00	40	48

1). □ : Packaging information... [A]: Bulk [B] Taping Reel

2). "- □□□": Reference code

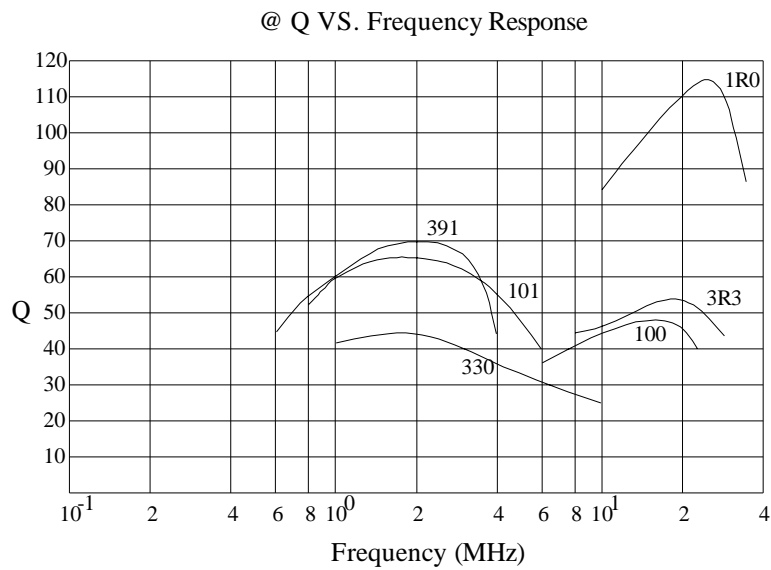
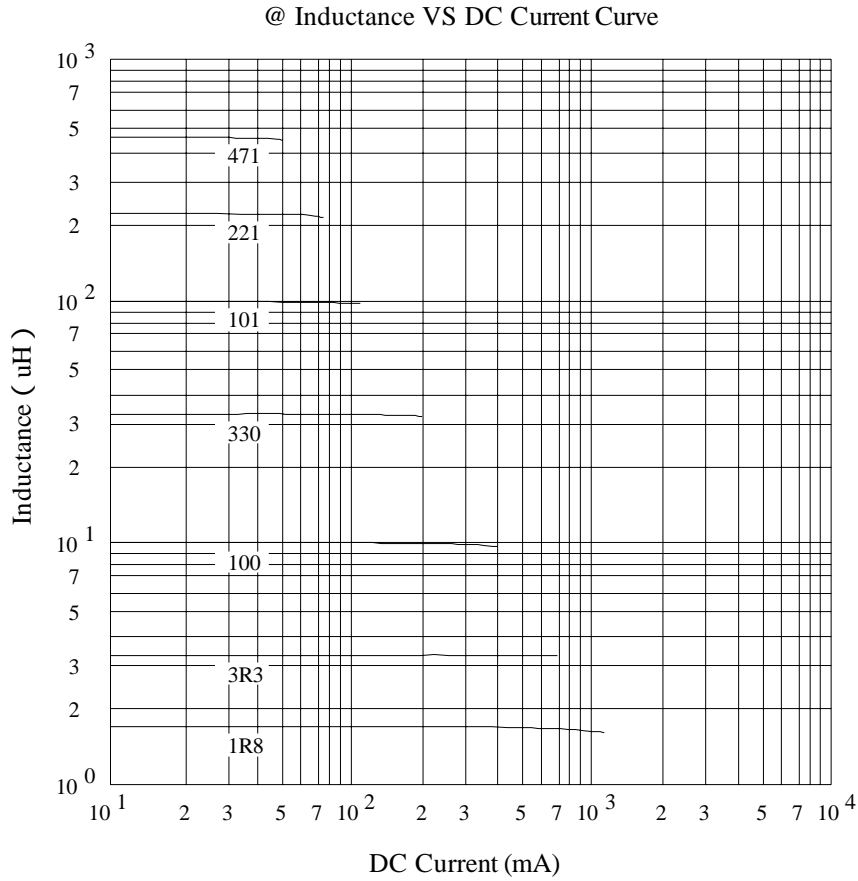
# SPECIFICATION FOR APPROVAL

REF :

PAGE: 3

PROD. NAME	SMD POWER INDUCTOR	ABC'S DWG NO.	SQ3225□□□□L□-□□□
		ABC'S ITEM NO.	

. CURVE :



AE-001A



# SPECIFICATION FOR APPROVAL

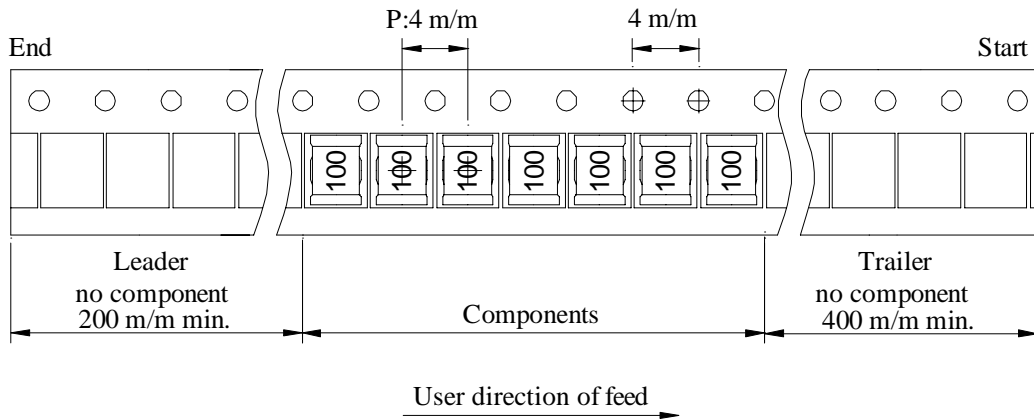
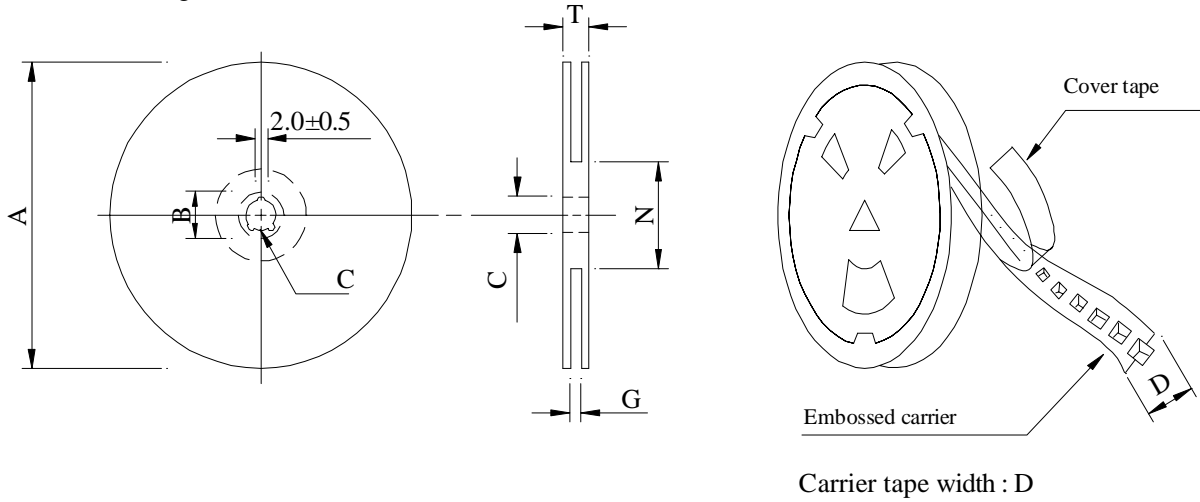
REF :

PAGE: 4

PROD. NAME	SMD POWER INDUCTOR	ABC'S DWG NO.	SQ3225□□□□L□-□□□
		ABC'S ITEM NO.	

**PACKAGING INFORMATION :**

( 1 ) Configuration



( 2 ) Dimensions

Unit:m/m

Style	A	B	C	D	G	N	T
07 - 08	178	21±0.8	13	8	10 <sup>+0</sup>	50 <sup>-0</sup>	12.5

( 3 ) Q'TY & G.W. Per package

Series	Inner : Reel			Outer : Carton		
	Q'TY (PCS)	G.W. (gw)	Style	Q'TY (pcs)	G.W. (Kg)	Size (cm)
SQ3225	1,000	110	07 - 08	50,000	7.50	42 x 41 x 24

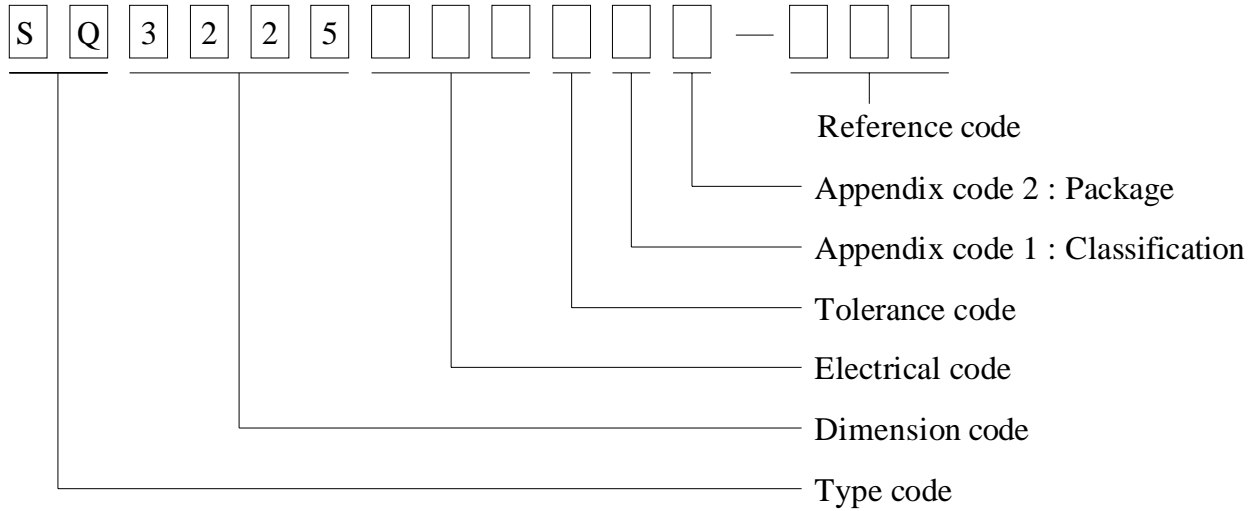
# SPECIFICATION FOR APPROVAL

REF :

PAGE: 5

PROD. NAME	SMD POWER INDUCTOR	ABC'S DWG NO.	SQ3225□□□□L□-□□□
		ABC'S ITEM NO.	

. DWGING NUMBER EXPRESSION :



Appendix code 1 : Product Classification

- L : Lead Free Standard products comply with RoHS' requirements
- 1 ~ 9 : Lead Free Special products comply with RoHS' requirements

Appendix code 2 : Package Information

Code	Inner package	Inner package QTY	Remark
A	T.B.D.	T.B.D.	
B	T / R ( Reel package )	1000 pcs	

# SPECIFICATION FOR APPROVAL

REF :

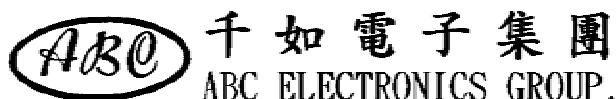
PAGE: 6

PROD. NAME	SMD POWER INDUCTOR	ABC'S DWG NO.	SQ3225□□□□L□-□□□
		ABC'S ITEM NO.	

**RELIABILITY TEST :**

Test item	Specification	Test condition						
Solderability	More than 90% of the terminal electrode Shall be covered With fresh solder.	Preheat : 150±25 for 60 seconds Solder : Sn96.5 / Ag3 / Cu0.5 or equivalent Solder temp. : 235±5 Flux : Rosin Dip time : 4±1 seconds						
Thermal shock test ( Temp. cycle )	Inductance shall not change more than ±20%	<table style="width: 100%; border: none;"> <tr> <td style="text-align: center;">Room temp. 15 minutes</td> <td style="text-align: center;">→</td> <td style="text-align: center;">-25±2 30 minutes</td> </tr> <tr> <td style="text-align: center;">Room temp. 15 minutes</td> <td style="text-align: center;">→</td> <td style="text-align: center;">85±2 30 minutes</td> </tr> </table> <p>Total : 50 cycles</p>	Room temp. 15 minutes	→	-25±2 30 minutes	Room temp. 15 minutes	→	85±2 30 minutes
Room temp. 15 minutes		→	-25±2 30 minutes					
Room temp. 15 minutes		→	85±2 30 minutes					
Humidity Resistance test		Temperature : 40±2 Humidity : 90 ~ 95% Applied current : Per spec. Time : 500 hours						
High temp. Resistance test	Temperature : 105±2 Applied current : Per spec. Time : 500 hours							

AE-001A



# SPECIFICATION FOR APPROVAL

REF :

PAGE: 7

PROD. NAME	SMD POWER INDUCTOR	ABC'S DWG NO.	SQ3225□□□□L□-□□□
		ABC'S ITEM NO.	

UL CARD :

OBMW2 September 8, 2000

Magnet Wire-Component

JUNG SHING WIRE CO LTD E174837

231 CHUNG CHENG RD, SEC 3 JEN-TEH HSIANG, TAINAN  
HSIEN TAIWAN

Mtl Dsg	Mark Dsg	BC	Coat Typ	OC	ANSI Type	Temp Class
AIW	---	Polyamideimide		---	MW81-C	220
CFUEWB	---	Polyurethane		---	MW75C	130
EIAIW	---	Polyesterimide		Polyamideimide	MW35C	200
EILOCKY	---	Polyesterimide		Polyamide	---	180
EILOCKW	---	Polyesterimide		Modified Epoxy	---	200
EIW	---	Polyesterimide		---	---	220
EIW-2	---	Polyesterimide		---	MW74-C	200
FL.EILOCKY	---	Modified Polyester		Polyamide	---	155
LSFFW	---	Polyurethane		---	MW79-C	155
LSUEW	---	Polyurethane		---	---	130
PEW	---	Polyester		---	---	155
PEY	---	Polyester		Nylon	MW24-C	155
SF.FLW	---	Modified Polyester		---	MW26C	155
SF.EIW	---	<b>Polyesterimide</b>		---	MW77C	180
SF.BY@	---	Modified Polyester		Nylon	MW27-C	155
SF.FLY@	---	Modified Polyester		Nylon	MW27-C	155
SF.BLOCKBS	---	Modified Polyester		Modified Polyamide	---	155
SF.EILOCKY#	---	Polyesterimide		Polyamide	---	180
SF.EILOCKBS	---	Polyesterimide		Modified Polyamide	---	180
SF.BW@	---	Modified Polyester		---	MW26C	155
SFFW	---	Polyurethane		---	MW79	155

287806002 Page 1 of 2

A not-for-profit organization  
dedicated to public safety and  
committed to quality service

Mtl Dsg	Mark Dsg	BC	Coat Typ	OC	ANSI Type	Temp Class
SFFY	---	Polyurethane		Polyamide	MW80C	155
UEW-1	---	Polyurethane		---	MW2-C	105
UEW-2	---	Polyurethane		---	---	130
UEW-4	---	Polyurethane		---	MW75C	130
UEY	---	Polyurethane		Nylon	MW28-C	130
UEY-2	---	Polyurethane		Polyamide	MW28-C	130

@-May be suffixed by LZ; # - May be suffixed by LZ, EL or LZL.  
LZ - Signifies magnet wires twisted together; EL - signifies base coated magnet wire laid parallel with top coat applied overall; LZL - signifies base coated magnet wire twisted together and covered with top coat overall.

Marking: Company name or trademarks or 榮星電線, material designation or marked designation on packaed or reel, and Recognized Component Mark.

See General Information Preceding These Recognitions  
For use only in equipment where the acceptability of the combination is determined by Underwriters Laboratories Inc.

287806002 Page 2 of 2

OBMW2E174837  
September 8, 2000