

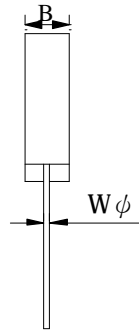
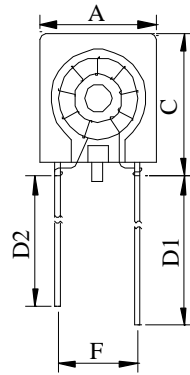
SPECIFICATION FOR APPROVAL

REF :20071002-A

PAGE: 1

PROD. NAME	FILTER COIL	ABC'S DWG NO.	TB0703□□□□L□-□□□
		ABC'S ITEM NO.	

I . CONFIGURATION & DIMENSIONS :



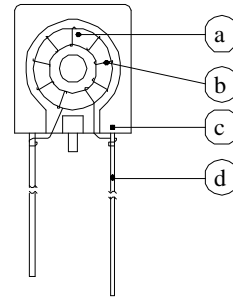
A :	7.5 max.	m/m
B :	3.2 max.	m/m
C :	9.0 max.	m/m
D1:	20.0±1.0	m/m
D2:	15.0±1.0	m/m
F :	5.0±0.3	m/m
$W\phi$:	0.6±0.05	m/m

II . SCHEMATIC DIAGRAM :



III . MATERIALS :

- a . Core : Ferrite TR core
- b . Wire : Enamelled copper wire (class F)
- c . Case : Phenolic
- d . Lead : CP wire
- e . Remark : Products comply with RoHS' requirements



IV . GENERAL SPECIFICATION :

- a . Temp. rise : 20°C max. at rated current
- b . Storage temp. : -25°C ---- +85°C
- c . Operating temp. : -20°C ---- +80°C

AR-001A

SPECIFICATION FOR APPROVAL

REF :20071002-A

PAGE: 2

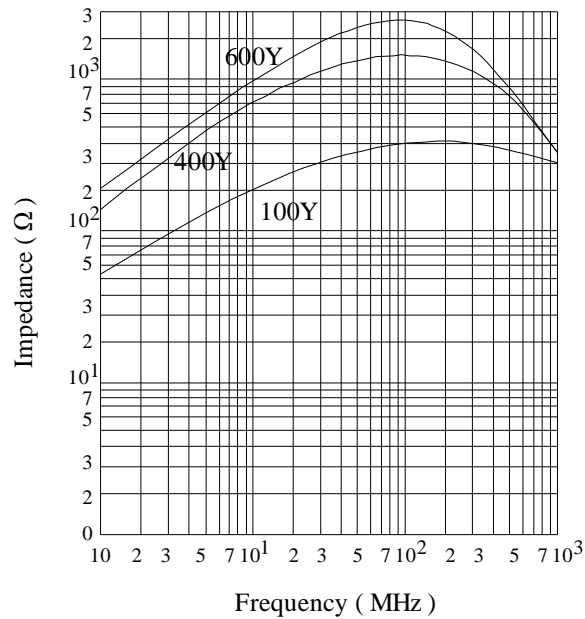
PROD. NAME	FILTER COIL	ABC'S DWG NO.	TB0703□□□□L□-□□□
		ABC'S ITEM NO.	

V . ELECTRICAL CHARACTERISTICS :

DWG No.	Rated Voltage (V)	Rated Current (mA)	Inductance (μ H)	DC Resistance ($m\Omega$) max.	Insulation Voltage (Line to case) (VDC)	Insulation resistance (Line to case) ($m\Omega$) min.
TB0703100YL□-□□□	50	700	10.0 \pm 50%	20	200	10
TB0703400YL□-□□□	50	600	40.0 \pm 50%	34	200	10
TB0703600YL□-□□□	50	500	60.0 \pm 50%	50	200	10

- 1). □ : Package Information--- A : Bulk B : Taping / Reel
- 2). "-□□□":Reference code
- 3). Inductance test condition : LCR meter HP4261A @ 1KHz , 1.0V

VI . IMPEDANCE VS. FREQUENCY RESPOCSE CURVE :



AR-001A

SPECIFICATION FOR APPROVAL

REF :20071002-A

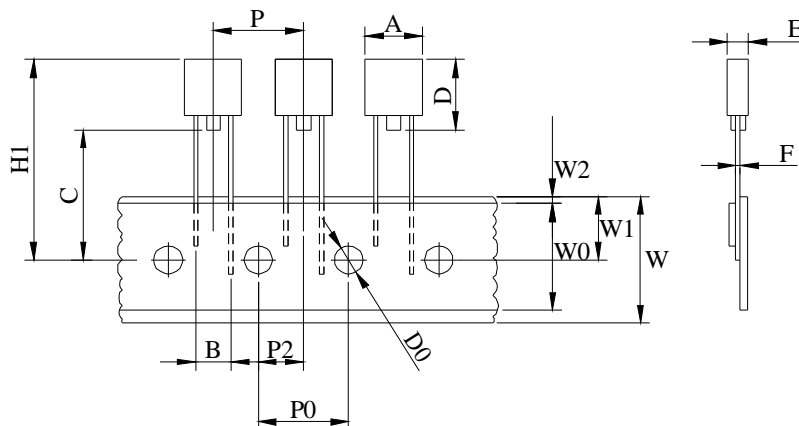
PAGE: 3

PROD. NAME	FILTER COIL	ABC'S DWG NO. ABC'S ITEM NO.	TB0703□□□□L□-□□□
---------------	-------------	---------------------------------	------------------

VII . PACKAGING INFORMATION FOR BDC VERTICAL TAPING IN BOX

(Packaging Code : B)

(1) Configuration



(2) Dimension

Unit:m/m

Item	Specification	Item	Specification
A	8.0 max.	P	12.7 ± 1.0
B	5.0 ± 0.5	D0	4.0 ± 0.2
C	18.5 ± 0.5	P0	12.7 ± 0.3
D	9.0 ± 0.5	P2	6.35 ± 0.4
E	3.0 ± 0.5	W	18.0 ^{+1.0} / _{-0.5}
F	0.6 φ	W0	11.0 min.
H1	28.5 max.	W1	9.0 ± 0.5
		W2	0.5 ref.

AR-001A

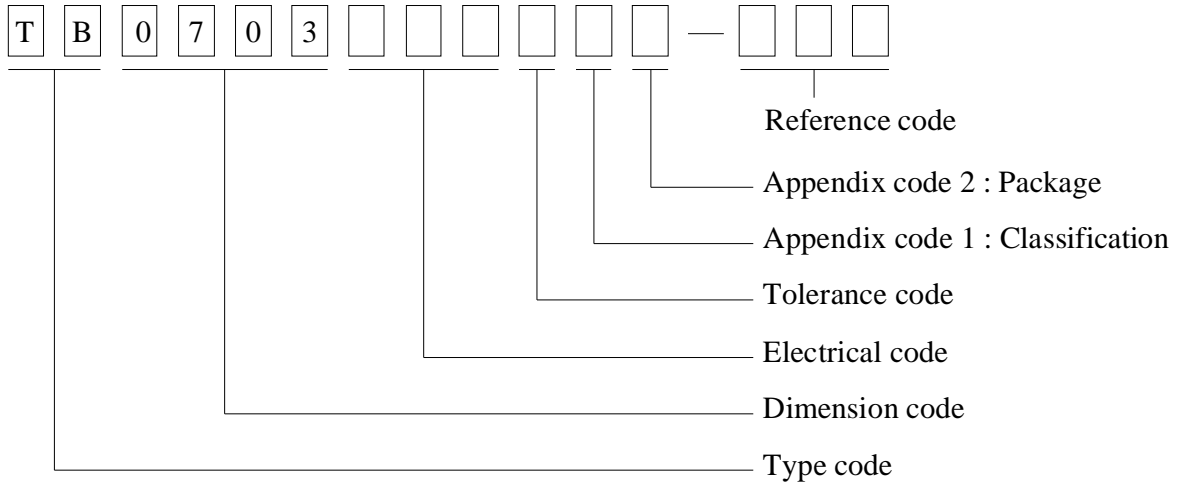
SPECIFICATION FOR APPROVAL

REF:20071002-A

PAGE: 4

PROD. NAME	FILTER COIL	ABC'S DWG NO.	TB0703□□□□L□-□□□
		ABC'S ITEM NO.	

Ⅷ . DWGING NUMBER EXPRESSION :



Appendix code 1 : Product Classification

- L : Lead Free Standard products comply with RoHS' requirements
- 1 ~ 9 : Lead Free Special products comply with RoHS' requirements

Appendix code 2 : Package Information

Code	Inner package	Inner package Q'TY	Remark
A	Box	500 pcs	
B	T / R (Reel package)	2000 pcs	

AR-001A



SPECIFICATION FOR APPROVAL

REF :20071002-A

PAGE: 5

PROD. NAME	FILTER COIL	ABC'S DWG NO.	TB0703□□□□L□-□□□
		ABC'S ITEM NO.	

IX . UL CARD :

OBMW2 September 8, 2000

Magnet Wire-Component

JUNG SHING WIRE CO LTD E174837

231 CHUNG CHENG RD, SEC 3 JEN-TEH HSIANG, TAINAN

HSIEN TAIWAN

Mtl Dsg	Mark Dsg	BC	Coat Typ	OC	ANSI Type	Temp Class
AIW	---	Polyamideimide	---	---	MW81-C	220
CFUEWB	---	Polyurethane	---	---	MW75C	130
EIAIW	---	Polyesterimide	Polyamideimide	---	MW35C	200
EILOCKY	---	Polyesterimide	Polyamide	---	---	180
EILOCKW	---	Polyesterimide	Modified Epoxy	---	---	200
EIW	---	Polyesterimide	---	---	---	220
EIW-2	---	Polyesterimide	---	---	MW74-C	200
FL.EILOCKY	---	Modified Polyester	Polyamide	---	---	155
LSFFW	---	Polyurethane	---	---	MW79-C	155
LSUEW	---	Polyurethane	---	---	---	130
PEW	---	Polyester	---	---	---	155
PEY	---	Polyester	Nylon	---	MW24-C	155
SF.FLW	---	Modified Polyester	---	---	MW26C	155
SF.EIW	---	Polyesterimide	---	---	MW77C	180
SF.BY@	---	Modified Polyester	Nylon	---	MW27-C	155
SF.FLY@	---	Modified Polyester	Nylon	---	MW27-C	155
SF.BLOCKBS	---	Modified Polyester	Modified Polyamide	---	---	155
SF.EILOCKY#	---	Polyesterimide	Polyamide	---	---	180
SF.EILOCKBS	---	Polyesterimide	Modified Polyamide	---	---	180
SF.BW@	---	Modified Polyester	---	---	MW26C	155
SFFW	---	Polyurethane	---	---	MW79	155

287806002 Page 1 of 2

A not-for-profit organization dedicated to public safety and committed to quality service

Mtl Dsg	Mark Dsg	BC	Coat Typ	OC	ANSI Type	Temp Class
SFFY	---	Polyurethane	Polyamide	---	MW80C	155
UEW-1	---	Polyurethane	---	---	MW2-C	105
UEW-2	---	Polyurethane	---	---	---	130
UEW-4	---	Polyurethane	---	---	MW75C	130
UEY	---	Polyurethane	Nylon	---	MW28-C	130
UEY-2	---	Polyurethane	Polyamide	---	MW28-C	130

@ - May be suffixed by LZ; # - May be suffixed by LZ, EL or LZI.
 LZ - Signifies magened wires twisted together; EL - signifies base coated magnet wire laid parallel with top coat applied overall; LZL - signifies base coated magnet wire twisted together and covered with top coat overall.

Marking: Company name or trademarks **JSW** or 榮星電線, material designation or marked designation on packaed or reel, and Recognized Component Mark.

See General Information Preceding These Recognitions
 For use only in equipment where the acceptability of the combination is determined by Underwriters Laboratories Inc.

287806002 Page 2 of 2

OBMW2E174837
September 8, 2000

AR-001A

